

Side of slope



Undercut



Vertical



Steep



Shallow



Concave

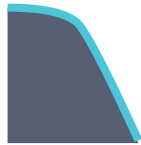


Convex

Break of slope



Sharp



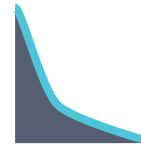
Gradual



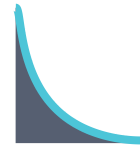
Non-perceptible



Sharp



Gradual



Non-perceptible